


Data Sheet: **RG2** BSEN


Steel encapsulated/particle board construction, loose-laid raised access floor panels to the requirements of EN 12825




Feature Benefits

- High edge strength reducing edge to edge deflection
- Precision construction and location for an accurate floor grid
- Solid underfoot
- Steel wrap-around design ensures excellent electrical continuity is maintained
- Good acoustic performance
- Safe and easy access
- Excellent lateral stability
- Designed to meet EN13501 Parts 1 & 2 and also its construction provides Class O to EN 12825 fire rating
- Chipboard used in the manufacture of the panel is FSC certified

Corner Detail



Panel Illustration



Typical Areas of Application

General office areas, light and medium duty use.

Description

This loose laid floor panel is fully rated to the requirements of the European Standard for raised access floors; EN 12825. The design incorporates a unique wrap-around construction which makes panel removal and replacement easy. This design also improves panel edge strength and accessibility.

With a wide range of optional factory accessories, this panel construction is at the heart of the range of raised floor systems available from Kingspan Access Floors.

This RG series of panels is world-renowned for its exceptional characteristics of strength and durability.

Category	Loose-lay
Panel Size	60cm square
Core Material	High Density Particle Board
Panel Construction	Galvanised steel encapsulated particle board core

	Panel Thickness (nominal) excluding covering	System Weight (typical)
RG2	2.3cm	27kg/m ²

Construction

These floor panels are based on a 60cm square module constructed around a high-performance chipboard core. The galvanised steel shell comprises of a top sheet that is wrapped around and laminated to the high density particle board core. This is then mechanically stitched to the bottom steel sheet for greater strength and to provide full electrical continuity of the system.

Positive location and retention of the floor panel is achieved by the use of a moulded plastic cap with inserts to provide electrical continuity.

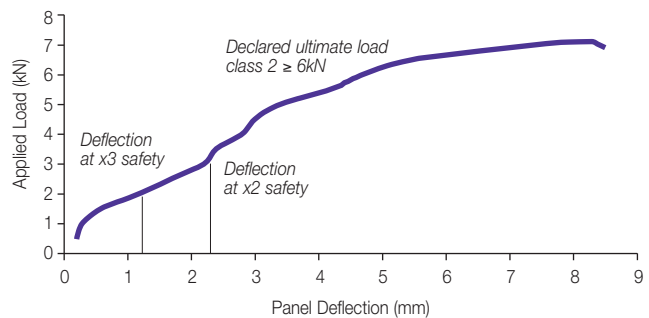
Data Sheet: **RG2** BSEN

Structural Performance

Panel Type	BSEN 12825 Classification	Ultimate Load	Uniformly Distributed Load
RG2	2/A/3/2	In excess of 6kN	10kN/m ²

- The above information is based on testing in compliance with the EN 12825 specification. The classification shown are based on a deflection under working load not exceeding 2.5mm and a safety factor of 3.
- Uniformly distributed loads are shown for information as they do not form part of EN 12825. However the figures shown are based on testing in accordance with EN 12825.
- Finished floor heights from 6cm to 37cm are available using one of our standard pedestals. For heights outside of this range alternative pedestals are available. Low finished floor heights are achievable. Please contact head office for more details.
- The classifications given are based on the use of the Kingspan range of pedestals.

Typical Applied Load vs Deflection Characteristic for RG2 Panel



Test carried out in accordance with EN12825 on a full Kingspan system ie. RG2 panel on 15cm Euro pedestals

Special Applications

Acoustic Performance	Airborne sound insulation rating in the range of 38-44dB, impact sound insulation rating in the range of 67-69dB. These are indicative laboratory figures for the bare panel only, with no barrier in the void. These ratings are determined according to EN 717-2 1997. The tests were carried out in accordance with EN 140-3 and EN 140-12.
Air Seals	Used to minimise air leakage through raised floor, air leakage typically of 0.44litres/sec/m ² at a pressure of 25Pa. This is an indicative figure only, based upon laboratory testing.
Bridging Sections	Where obstructions in the void prevent the use of pedestals.
Foil Tape	Aluminium foil tape to seal the edge of cut panels.
Pedestal Mechanical Fixings	To fix pedestals to floor in addition to adhesive for greater rigidity at increased floor heights/increased loadings or in situations where the sub-floor requires additional fixing.
Pedestal Earth Clamps	Provides an electrical connection to the floor system for earth bonding purposes. All conductive components of the raised access floor must be earth bonded in accordance with BS 7671-2008, 17th Edition Wiring Regulations.
Perimeter Gasket	20 x 9mm foam tape applied to the panel edge between floor and wall if required.
Ramps and Steps	Provided to accommodate changes in floor level.
Simploc	Factory applied variation to allow panels to be screw fixed to pedestals.
Stringers	Snap on:- provide additional lateral stability at increased floor heights. Bolt on:- provide additional lateral stability and increased load bearing properties.

